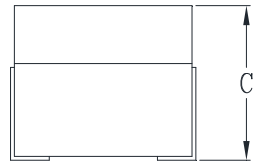
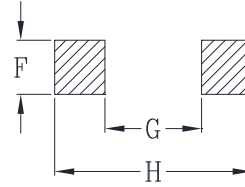
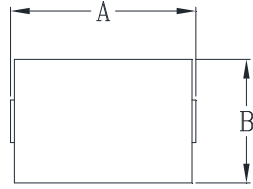


# CYNTEC CO., LTD.

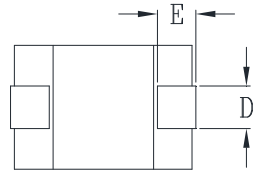
## 乾坤科技股份有限公司

### HCB106480N Series

#### Mechanical dimensions



Suggested PWB Layout



Dimensions (Unit : mm)

A	9.6 MAX
B	6.4 MAX
C	8.0 MAX
D	2.15
E	2.0
F	2.45
G	3.7
H	9.7

#### Electrical Characteristics @ 25°C, 100kHz, 1V

Delta P/N	L <sup>1</sup> (nH)	Li (nH)Min.	DCR (mΩ)	Isat <sup>2</sup> (A)			Ir <sup>3</sup> (A)
				25°C	100°C	125°C	
HCB106480N-101	100	72.0	0.29 ± 5%	95	77	71	51
HCB106480N-121	120	86.4		81	66	61	
HCB106480N-151	150	108		66	54	49	
HCB106480N-181	180	129		54	44	40	
HCB106480N-221	220	158		45	37	34	
HCB106480N-281	280	201		35	28	26	
HCB106480N-301	300	216		33	27	25	
HCB106480N-331	330	238		29	24	22	

1. Tolerance of inductance : ± 10%
2. Isat is the DC current which causes the inductance drop not lower than Li
3. Ir is the DC current which causes the surface temperature of the part increase not over 50°C.
4. Operating temperature: -40°C to 125°C (Self-temperature rise included).